

INSIDE THE CIRCLE:

A PROVEN METHOD FOR A SUCCESSFUL MARCHING BAND

By Matt and Ben Harloff

FULL ENSEMBLE CHAPTER

KEYBOARDS PART

2nd Edition

TABLE OF CONTENTS

Long Tones	Page 3
-9 Count Tones on F Concert:	Page 3
-9 Count Tones on Bb Concert:	Page 3
-8 Count Tones on F Concert:	Page 4
-8 Count Tones on Bb Concert:	Page 4
-Release Exercise on F Concert:	Page 5
<hr/>	
Flexibility/Scales	Page 6
-Flexibility Exercise #1:	Page 6
-Flexibility Exercise #2:	Page 6
-Flexibility Exercise #3:	Page 7
-Flexibility Exercise #4:	Page 8
<hr/>	
Note Length/Shape Exercise	Page 9
<hr/>	
Show Articulation Examples	Page 11
-Basic 8 Staccato Eighth Notes:	Page 11
-Show Articulation Example #1:	Page 11
-Show Articulation Example #2:	Page 12
-Show Articulation Example #3:	Page 12
<hr/>	
Full Volume	Page 14
-Excerpt #1:	Page 14
-Excerpt #2:	Page 14
-Excerpt #3:	Page 15

INSIDE THE CIRCLE: A PROVEN METHOD FOR A SUCCESSFUL MARCHING BAND

FULL ENSEMBLE CHAPTER: KEYBOARDS PART (2nd ed.)

by Matt and Ben Harloff

Long Tones

9 Count Tones on F Concert

Musical notation for 9 Count Tones on F Concert. The piece is in 2/4 time and consists of four staves of music. Each staff contains a sequence of notes with fingerings indicated above: RR, LL, R, RR, LL, R. The notes are: Staff 1: F4, G4, A4, B4, C5, B4, A4, G4, F4; Staff 2: F4, G4, A4, B4, C5, B4, A4, G4, F4; Staff 3: F4, G4, A4, B4, C5, B4, A4, G4, F4; Staff 4: F4, G4, A4, B4, C5, B4, A4, G4, F4.

9 Count Tones on Bb Concert

Musical notation for 9 Count Tones on Bb Concert. The piece is in 2/4 time and consists of four staves of music. Each staff contains a sequence of notes with fingerings indicated above: RR, LL, R, RR, LL, R. The notes are: Staff 1: Bb3, C4, D4, Eb4, F4, Eb4, D4, C4, Bb3; Staff 2: Bb3, C4, D4, Eb4, F4, Eb4, D4, C4, Bb3; Staff 3: Bb3, C4, D4, Eb4, F4, Eb4, D4, C4, Bb3; Staff 4: Bb3, C4, D4, Eb4, F4, Eb4, D4, C4, Bb3.

INSIDE THE CIRCLE: A PROVEN METHOD FOR A SUCCESSFUL MARCHING BAND:

FULL ENSEMBLE CHAPTER: KEYBOARDS PART (2nd ed.)

by Matt and Ben Harloff

Long Tones

8 Count Tones on F Concert

Musical notation for 8 Count Tones on F Concert. The piece is in 2/4 time and F major. It consists of four staves of music. The first two staves feature a melody of eighth notes with accents, while the second two staves provide a bass line of eighth notes. The piece concludes with a final measure containing a whole rest.


8 Count Tones on Bb Concert

Musical notation for 8 Count Tones on Bb Concert. The piece is in 2/4 time and Bb major. It consists of four staves of music. The first two staves feature a melody of eighth notes with accents, while the second two staves provide a bass line of eighth notes. The piece concludes with a final measure containing a whole rest.

INSIDE THE CIRCLE: A PROVEN METHOD FOR A SUCCESSFUL MARCHING BAND:
FULL ENSEMBLE CHAPTER: KEYBOARDS PART (2nd ed.)
by Matt and Ben Harloff

Long Tones

Release Exercise on F Concert



INSIDE THE CIRCLE: A PROVEN METHOD FOR A SUCCESSFUL MARCHING BAND:

FULL ENSEMBLE CHAPTER: KEYBOARDS PART (2nd ed.)

by Matt and Ben Harloff

Flexibility / Scales

Flexibility Exercise #1

Flexibility Exercise #1 consists of four staves of music in 2/4 time, featuring eighth-note patterns. The first staff has 'R R' markings above the first two measures and 'L L' above the last two. The second staff has 'R R' above the first two, 'L L' above the next two, 'R R' above the next two, and 'L L' above the last two. The third staff has 'R R' above the first two, 'L L' above the next two, and 'R R' above the last two. The fourth staff has 'L L' above the first two, 'R R' above the next two, 'L L' above the next two, 'R R' above the next two, 'L L' above the next two, and 'R' above the final note.

Flexibility Exercise #2

Flexibility Exercise #2 consists of four staves of music in 2/4 time, featuring continuous eighth-note runs. Each staff begins with a slur over the first two measures, followed by a slur over the next two measures, and a final slur over the last two measures. The runs are in a B-flat major key signature.

INSIDE THE CIRCLE: A PROVEN METHOD FOR A SUCCESSFUL MARCHING BAND:

FULL ENSEMBLE CHAPTER: KEYBOARDS PART (2nd ed.)

by Matt and Ben Harloff

Flexibility / Scales

Flexibility Exercise #3

The musical score for Flexibility Exercise #3 consists of eight staves of music. The first seven staves are melodic lines in treble clef, B-flat major, and 2/4 time. Each staff begins with a treble clef, a key signature of two flats (B-flat major), and a 2/4 time signature. The music is composed of eighth and sixteenth notes, often beamed together in groups of four or eight. Phrasing slurs are used to indicate the flow of the lines. The eighth staff is a final chordal line, starting with a treble clef, a key signature of two flats, and a 2/4 time signature. It begins with a whole chord, followed by a whole note chord, and then a half note chord, ending with a double bar line.

INSIDE THE CIRCLE: A PROVEN METHOD FOR A SUCCESSFUL MARCHING BAND:
FULL ENSEMBLE CHAPTER: KEYBOARDS PART (2nd ed.)




by Matt and Ben Harloff

Flexibility / Scales

Flexibility Exercise #4

The musical score for Flexibility Exercise #4 consists of eight staves of music. Each staff begins with a treble clef and a key signature of one flat (B-flat). The first seven staves are connected by a large slur that spans the entire length of the exercise. Each staff contains a sequence of notes, primarily eighth and sixteenth notes, with many groups of three notes marked with a '3' below them, indicating triplets. The eighth staff is separated from the previous ones and ends with a double bar line. The final note of the eighth staff is a quarter note G4, followed by a quarter rest, a quarter note F4, a quarter rest, and a quarter note E4, all within a single measure.

Note Length / Shape Exercise




INSIDE THE CIRCLE: A PROVEN METHOD FOR A SUCCESSFUL MARCHING BAND:

FULL ENSEMBLE CHAPTER: KEYBOARDS PART (2nd ed.)

by Matt and Ben Harloff

Note Length / Shape Exercise



Show Articulation Examples

Basic 8 Staccato Eighth Notes

Four staves of musical notation in 2/4 time, key of B-flat major. Each staff contains a sequence of eighth notes with staccato markings, followed by a quarter rest. The notes are: Staff 1: B4, C5, D5, E5, F5, G5, A5, B5; Staff 2: B4, C5, D5, E5, F5, G5, A5, B5; Staff 3: B4, C5, D5, E5, F5, G5, A5, B5; Staff 4: B4, C5, D5, E5, F5, G5, A5, B5.

Show Articulation Example 1

Four staves of musical notation in 2/4 time, key of B-flat major. Each staff contains a sequence of eighth notes with staccato markings, followed by a quarter rest. The notes are: Staff 1: B4, C5, D5, E5, F5, G5, A5, B5; Staff 2: B4, C5, D5, E5, F5, G5, A5, B5; Staff 3: B4, C5, D5, E5, F5, G5, A5, B5; Staff 4: B4, C5, D5, E5, F5, G5, A5, B5.

INSIDE THE CIRCLE: A PROVEN METHOD FOR A SUCCESSFUL MARCHING BAND:

FULL ENSEMBLE CHAPTER: KEYBOARDS PART (2nd ed.)

by Matt and Ben Harloff

Show Articulation Examples

Show Articulation Example 2

Musical notation for Show Articulation Example 2, consisting of four staves of music. The notation includes various articulation marks such as accents (>) and breath marks (v) above and below notes. The music is written in a single melodic line on a treble clef staff with a key signature of one flat (Bb) and a common time signature (C).

Show Articulation Example 3

Musical notation for Show Articulation Example 3, consisting of three staves of music. The notation includes triplet articulation marks (3) above and below groups of three notes. The music is written in a single melodic line on a treble clef staff with a key signature of one flat (Bb) and a common time signature (C).

INSIDE THE CIRCLE: A PROVEN METHOD FOR A SUCCESSFUL MARCHING BAND:

FULL ENSEMBLE CHAPTER: KEYBOARDS PART (2nd ed.)

by Matt and Ben Harloff

Show Articulation Examples

The image displays four staves of musical notation in treble clef, each with a key signature of one flat (B-flat). The music is written in a rhythmic style typical of marching band music. Each staff contains a sequence of notes with various articulations. The first three staves feature several triplet markings (indicated by a '3' above the notes) and accents. The fourth staff concludes with a double bar line. The notation includes eighth and sixteenth notes, rests, and dynamic markings such as accents and slurs.

INSIDE THE CIRCLE: A PROVEN METHOD FOR A SUCCESSFUL MARCHING BAND:
FULL ENSEMBLE CHAPTER: KEYBOARDS PART (2nd ed.)
by Matt and Ben Harloff

Full Volume

Excerpt #1 ♩=86-92

Excerpt #1 consists of three staves of music in 4/4 time. The first staff begins with a whole rest followed by a series of eighth-note chords. The second and third staves continue with eighth-note chords, with the third staff ending with a quarter rest.

Excerpt #2 ♩=86-92

Excerpt #2 consists of three staves of music in 4/4 time. The first staff features a *ff* dynamic marking and includes a 2/4 time signature change. The second and third staves continue with eighth-note chords, with the third staff including a triplet of eighth notes.

INSIDE THE CIRCLE: A PROVEN METHOD FOR A SUCCESSFUL MARCHING BAND:
FULL ENSEMBLE CHAPTER: KEYBOARDS PART (2nd ed.)
by Matt and Ben Harloff

Full Volume

Excerpt #3 ♩=92-100

The musical score is written for a keyboard instrument in 2/4 time, key of B-flat major. It consists of four staves. The first staff begins with a forte (*ff*) dynamic and a tempo marking of ♩=92-100. The music features a complex rhythmic pattern with many sixteenth notes and some triplets. The second staff includes dynamic markings like ϕV and V . The third staff continues the rhythmic pattern. The fourth staff features triplet markings under the first three measures.